

HOW TO CLOSE REGEN FUNCTION ON SABVOTON CONTROLLER

1. Download the App by Scanning the QR code

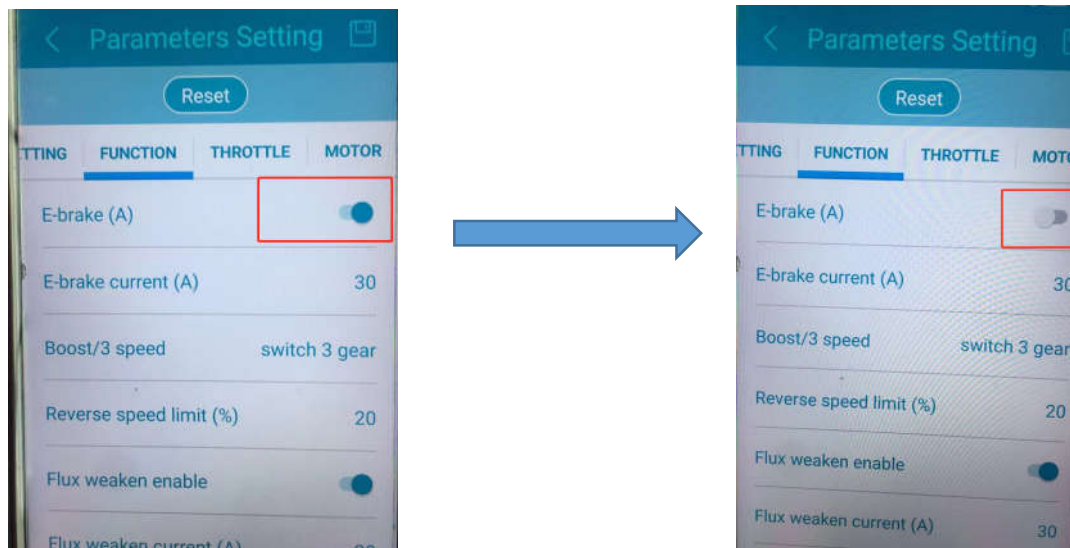
1. Download Mobile APP for sabvoton controller

A. for Android download

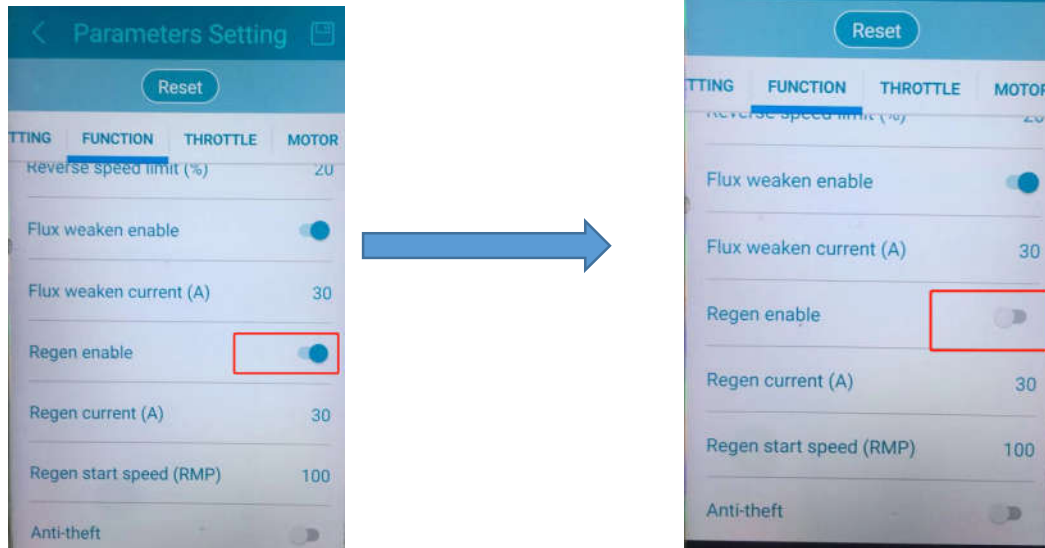



B. for iPhone, find (**MQCON**) APP in the app store download

2. Plug in the Bluetooth device into the USB port on the controller box.
3. Press the red switch on the controller until error code 30H appears on the display.
4. Connect the bluetooth to the App.
5. Go to FUNCTION SETTING
6. Turn off the E-brake



7. Turn off the re-gen braking



8. Press SAVE  button to save the setting. And press the red switch back so the 30H disappear, turn off the display and restart the display.